

THE ARGUS

Volume 72, Issue 1
First Month Edition
July 2011

THE BIGGEST Y EVER!!!

EVAN WILLNER
WORKING SENIOR



This summer, Shohola tripping staff decided to take a magical journey, the the likes of which we will never forget. Not a trip to find the Fountain of Youth (Tom Gibson), but to find your inner adventurer and to climb your personal mountains of fear. This was no normal 4 day trip to the middle of nowhere in the northern parts of West Virginia, this was a GREAT 4 day trip to the middle of nowhere in the northern parts of West Virginia.

On Wednesday morning, we began our journey and made our way to Penny Lane camp site where we would soon call home for the next half week. After our vigorous 6 hour drive, we set up camp and unload our packs. We then are accompanied by our own Ben dsfv dearest friend, Jesse Wilson; a local kayak instructor and ten time golden paddle award winner. We hop into our kayaks and take our white water test, conducted by jesse to make sure we can handle what lies ahead of us. After we all eventually pass, we head back to camp, which was only a couple years from the river, and have our own wednesday night cookout.

day two, What can i say. No words can describe the level of excitement for the young men that decided to embark on this mission to pass their limits. We load up the vans early and make the hour long ride to the flowing water monster known as the Cheat River; jammed packed with class 2-3 rapids, perfect for white water kayaking. The 12 brave souls stare with our tails in between our legs as we look down river, knowing what lies ahead. But did it stop us, absolutely not. We get down river quickly and without missing any rapids. With only a few that flip their vessels, we make our way to the midpoint section. Now, you must believe me when i say this white water kayak thing, is a sport that you will fail at at first, but worth it in the end. However, after the checkpoint, lies

a great rapid, like no other, known as Calamity. This class 3-4 rapid tested the skills of those who did continue on. I, happened to to a backflip off this rapid, but keeping my composure, I made it through it without a scratch, only a water exit.

Day three started with a breakfast known as a "Fatty Breakfast", as Ben would like to call it. It comprised of eggs, sausage, Pop-tarts and cereal. Afterwards, we go to our white water rafting company to check in. For rafting, we went don the lower "Y" which is class three rapids. Although not as hard at Kayaking, it is definitely not as intimidating.

For out last and final day of the trip, we took a vote on waterfall, or rock climbing. This whole trip, we had been anxious to go down this 1 foot waterfall, but at the same time, we had already spent time on water, and not land. But, we did hear that a rock trip would be taken the week after we came home. So we voted on waterfall. So, we pack our bags, pack our tents and head to the waterfall. We do our rotation, and there I am, last to go off. Scared out of my mind, i hop in the kayak, paddle off the waterfall, and stuck it. To be honest, that experience was the best Of my decade long career here at Shohola. After, we get in the vans and head back for our real home in 18425!

"S" WINNERS DECLARED!

Throughout the summer at Camp Shohola, there are a few campers who shine above the rest. These men are recognized through an award called the "Shohola S".

To win this award, you must surpass regular camp standards set in the cabin, be a leader amongst other campers, and be the person who makes camp more enjoyable for everyone else. The "S" winners have been chosen for their optimistic view around camp, as well as for their kindness towards others.

Not only must these campers stand out in a family of amazing campers and be recognized by their peers, but they must also catch the eye of their counselors. To win the "S", a camper must receive an 80% staff vote agreeing that he should win.

This honor is much cherished, and the recipients should be congratulated thoroughly. These campers are recognized as being the best of the best on camp, and are a true representation of the Camp Shohola spirit that we all truly look for in a friend and a camper.

CONGRATULATIONS

Teddy Bhatia
Cabin 2

Michael Barsky
Cabin 9

CJ Roebuck
Cabin 16

Camp Shohola

105 Weber Road
Greeley, PA 18425

(570)-371-4760

For Info:

www.shohola.com

Directors:

Duncan and Holly Barger

TABLE OF CONTENTS

PG 1: Green and White

PG 2: Arts and Crafts

PG 3: Waterfront

PG 4: Landsports

PG 5: CommTech

PG 6: Barn, Ropes and OC

PG 7: Shohola Extra

PG 8: Cabin List

GREEN and WHITE

GREEN AND WHITE OLYMPICS

MICHAEL BARSKY

CABIN 9



Last Saturday on the 9th we had our annual green and white Olympics. We competed against each other and did many cool events such as archery, riflery, and running. In my opinion although both teams seemed to do very well. One team was exceptional in the Olympics, the green team was the most active and looked like they won almost everything. The green team this year will definitely pull through seeming how the white team is starting to get tired. Overall in the Green and white Olympics the team that stood out most was the green team and will not only pull through with winning the Green and white Olympics but will win the color wars

GREEN VS WHITE CAPTURE THE FLAG.

ALEX WETZLER

CABIN 9

White won capture the flag 3-1 over Green.

White won the first 2 games, then the green captain Ethan Canan won the third game. Yet, in the end White won the when Nathaniel Dwyer got the flag and won the event for the White team, After the event and UC Round Robin, White took a commanding lead over the green team and still waiting for the score from Saturday's Green and white Olympics.




STALK THE LANTERN

ETHAN BARGER

CABIN 2

Stalk the lantern is a game of skill. You dress up all in black clothes and try to touch the rock wall. However, you have to be careful because if you get caught, you are out. 7 people are on the rock wall shining flashlights at campers. If you are lucky, you can touch the wall without being caught and win!



ARTS and CRAFTS

WOODSHOP

BEN HARRISON

CABIN 10

Woodshop is my favorite classes in Camp Shohola because you can build a variety of things from bird houses to coat hangers, to even toys. In woodshop there is a land of opportunity because you can make things for other people too. Say your Mom's birthday is right after camp, and you want to make her a present: make her a plaque that says her name on it. Woodshop always puts me in a good mood especially with Ty or Brent teaching.





SILVERSHOP

ZANDER BHATIA

CABIN 12

Silver shop is a great class where you can make a lot of small items out of metal, such as bronze and silver. Projects such as rings and necklaces take as little as one class period to make. Or, if your experience in Silvershop like I am, you can make 2 or 3 rings in a class. Get down to Silvershop today and start making a cool project.



WATERFRONT

WINDSURFING

HENRY DRIESEN

CABIN 4

Windsurfing is one of my favorite activities. You can go faster than sailboats, canoes, and kayaks. Also you can do things like making waves, standing on one foot, and balancing games. When you get the sail on your boat, you can go extremely fast. If you fall, you just get back up again. Another reason why I like windsurfing is that the board doesn't tip over easily. Also the board is very big and you can stand up on it easily. So that's why windsurfing is one of my favorite activities.



SAILING

TRISTAN KRIEGER

CABIN 13

I've taken sailing ever since I came to camp. It is the most fun sport I have ever taken. (and yes it is a sport) The feeling of freedom when you rip across the water, or the feeling of awesomeness when you sail your own boat. I would recommend this class to anybody and everybody. I look forward to go to sailing class everyday. Sailing my sunfish sailor is the best feeling ever.




FISHING

ELI ALLENTOFF

Cabin 4

In fishing class most of the time we just hang our poles of the side of the dock with bread and a hook. Every class the counselors take two campers to another dock, but most of the campers are new fishers and they turn out as good as counselors.



LAND SPORTS

RIFLERY **ALEX SMITH** **CABIN 8**



Riflery is my favorite class, its extremely fun to fire rifles at targets, such as fruit and cans. The guns have no kick, they are hot load. The counselor makes you feel safe and helps you with shooting. I have learned many shooting terms. Did you know when your allowed to shoot the range is hot, then when your not able to shoot the range is cold. I've learned the parts of the guns and how to shoot. My counselors are Jared Storb, Chris McMahan, Kiwi Jack, and snowball. My best shooting I scored a 28 out of 50. Can you do better? Sign up for riflery.

SKATEBOARDING **KEVIN BURNS** **CABIN 14**

I love skateboarding at Camp Shohola. Malcolm is an awesome teacher and is fun to hangout with at Camp Shohola. I always look forward to skating everyday. I have never done a grind rail before and I learned that here. Overall, skateboarding is a big part of my camp experience.



BASKETBALL **GABE GROSS** **CABIN 6**



Do basketball because it's awesome! They teach you how to dribble, pass, shoot, play defense, and more. I learned stuff from the class that I never even knew how to do before. You do drills and games, which are the best. Sign up for basketball, it's the best!!

GOLF CLASS **DEVON** **RICHMOND** **CABIN 16**

This is golf class!
This is not a drill!
This [explicit] is real!
Take a lap!

These are the phrases you hear in golf class. Golf class is funny but an educational class. It helped me improve my swing a lot and showed me that golf is much more skill than people think is involved. It is true it is some luck but golf class helped me improve my skill and game knowledge. Running laps is not hard but shows people how much walking is involved in a full game. The class is fun, educational, and challenging. Therefore, if you want to improve your swing or just have fun. Try out golf class!

COMMTECH

ELECTRONICS

JERRY JAIMES

CABIN 13

Electronics is a good class to learn new things. There are dozens of kits you can build such as R2-D2 and brain game. In the class you learn about resistors, diodes, and capacitors. We also learn how to solder parts to the circuit board. Sometimes it is difficult but Scott and Tom are always there to help you. I recommend this class when you come to Shohola.



FLASH

CALVIN HIRSCH

CABIN 6

In flash we can create anything, you start by making some design out of shapes, or lines. Then you add a new frame, which copies the first one. You change something then add another frame. You keep repeating this pattern until you finished what you wanted to move. After that you play the frames in fast motion, and it creates a movie.




VIDEO PRODUCTION

BRICE SCHLEMAN

CABIN 5

Video Production is the best class ever you get to use the green screen and do cool stuff! And you get to use the studio period and make movies with Alvaro. We also learn how to make cool effects for movies such as explosions, gun shots, lasers and all that kind of stuff. My favorite part is when we have to follow the scripts that Alvaro maked with and for us that the the green screen you can do cool stuff. This year we even worked on our own version of Harry Potter which allowed us to get more into the scenery and screenplay and officially make a movie. Video is an easy class to learn and allows you to explore your imagination into your wildest dreams!



BARN, OC & ROPES

HORSEBACK RIDING

ALEX RICHMAN

CABIN 8

I think everyone should take riding because its very fun. You can learn so many things like trotting ,Posting trot, Canter, Jumping, and more. And its actually very fun And its pretty easy. I can jump and its my second year of riding, that's how easy it is to learn. So I hope you can take riding.



ROPES

JERRY JAIMES

CABIN 1

Ropes is an activity that you will always have fun in. There are dozens of challenges. You can learn how to tie a rope, how to belay, and even how to climb by yourself! If you want to become a “Rock Dawg” when you come to Camp Shohola, then sign up for ropes.

OUTDOOR COOKING

DEREK LONGHINI

CABIN 16



Friends! Fire! Food! Fun! In this class you get to relax by the fire and the creek, talk with your friends, and eat delicious food. George, the head of this class, always has a fantastic treat for every class. However, the food isn't the most important part. In my mind, the most important part is to talk with your friends and make new ones. It is also important to relax for an hour. Unless you want active, energetic, and tiring classes on your “A Day” schedule, outdoor cooking is a great class for you.

SHOHOLA EXTRAS

Weekly Thought

Daniel Cafritz

WS

The second Weekly Thought of the 2011 season, led by Tom Gibson, was focused on the relationships between the Lenape Native Americans and the Quakers of Pennsylvania. The story of the Walking Purchase, a land agreement between the Penn family and the Lenape, and the killing of the family of Edward Marshall, were acted out by the members of cabin 2 & 4. I had the pleasure of interviewing Tom, and learned some very interesting information about the area's history and his family. His sixth great-grandfather was Edward Marshall, a "walker" for the Penn family during the Walking Purchase, an agreement between the proprietors of Pennsylvania, and the Lenape Indians. By the conditions of the agreement, the Penn family and proprietors were able to fraudulently claim an area of 1,200,000 acres and force the Lenape to vacate it. The 1737 "Walking Purchase" was actually a fast run between runners hired by William Penn's descendants and the Lenape in an effort to claim more land than would be claimed by a leisurely walk. The Lenape claimed that most of the land was theirs because Edward Marshall ran the entire race, even though the proprietors claimed that his running was justified by the deed. Because of this disagreement, the once peaceful relationship that the Quakers shared with an Indian group was lost forever.

Lenape Indian life was very simple, and their language reflected this idea. They had no written language, just a sign language.

According to Tom, our camp song, "Shohola Forever", can be translated by the following Lenape sign language with description of the song.

**Shohola forever,
her fame shall never die.
We'll fight for her colors
and raise them to the sky.
Rah! Rah! Rah!
Each loyal son pledges
above.
her his heart and hand.
For her united,
we as brothers stand!
Rah!**

Translation

**Peace forever,
Eternal peace.**

**We are honorable warriors,
raised to the great spirit above.**

Yell! Yell! Yell!

**As trustworthy people we honor,
with our hearts and hands.
As one we stand,
brothers united in peace.**

YELL!

**The Lenape were a very humble and righteous people,
There is no Lenape word for fame, the word name is used instead.
The Lenape would not fight unless attacked or wronged.**

They were very loyal to the Sachem (Chief) and the great living spirit

They would pledge their lives to the tribe, nation and great spirit.

In peace they were all united as brothers.

Lenape sign language

**Right hand raised with elbow bend, then lower forearm and move to side.
same signs but reversed.**

**Right hand across the chest, then as to throw a spear,
Both hands outstretched with the head raised looking up.**

Grimaced look on face while yelling with raised right fist.

**Right hand across the chest, then both outstretched looking up
bring hands to heart then clasp hands together with palms up.
raise right index finger to indicate one, look to all with both arms,
bring arms together lower left hand, raise right hand in sign of peace.**

Grimaced look on face while yelling with raised right fist.

SHOHOLA EXTRAS

Bidding by Darren Kasoff

Cabin 14

Bidding is not a skill that can be mastered easily. It takes years and years to master this skill. But, I like to call Bidding an art. There are three meals in the day that you will have to bid by in your lifetime: Breakfast, Lunch, and Dinner. Sometimes, there is breakfast on the hill where the kitchen staff bid. Also, on Wednesdays, there is cookout where you do not have to bid by yourself. But, when that bid bell rings, and you arrive at the Dining Hall, you have to prepare your table for the meal ahead.

Setting of the Table:

First, go into the dining hall and wash your hands in the sink. It is more effective than hand sanitizer. Then, once your hands are shiny clean, go to the counter; get the silverware containers and bring them back to your table. Sometimes, you will even get spoons along with the forks and knives. Once you are back at your table, take eight napkins out of the napkin holder and spread them out evenly. Three napkins on each bench side and one napkin at each of the ends will do. Keep in mind the silverware should be to the left of the consumer, so put the napkins toward the left. After that is completed, take the silverware bins, and dump the silverware on the table. Then, take the silverware by the handles (not the tips) and place one fork, one knife and one spoon in that order on the napkin from left to right. Next, get eight plates from the below the counter by the dish room and put them at one end of the table for the table head. It does not matter which table head the plates are placed at, just as long as that is where they are. Then, get eight cups for the table and place them at the top right corner of each placement. Otherwise, there will be MANY complications that I do not want to talk about coming from the wrong placement of materials. Finally, take all of the food that is made for the meal and place it along the center section of the table or near the table head with the plates. Remember, although the bug juice is tempting to take, DO NOT pour any into your cup. Also, for breakfast, only take ONE scoop of fruit to leave some for other people.

The Meal:

Enjoy your meal! It is a time to communicate with your peers and fellow campers, and to just have a good chat. It is also bonding time, especially how it seems to imitate the style of a family dinner table. Although you should relax during the meal; at times, you will be required to get more food for the table. Whenever you are asked, remember to smile and say, "Sure!". About three-quarters of the way into the meal, ask your tablemates to pass their plates up when they are done, and to put their silverware into the proper silverware bin. DO NOT allow your peers to shoot their silverware into the bin. If/When they miss, they will most likely hit a cup and cause a spill which will in the end cause you more work than needed. Back to the plates: take the leftover food and scrape it onto one plate and place the empty ones below in a neatly stacked pile. Bring all of the plates to the dishroom and allow someone to scrape the excess food off for you into the trash. Then, take the silverware bin, making sure all the silverware is in the bin(s), and take them to the dishroom to dispose in the proper container for cleaning. Carry all of the food bins with food still in them to the kitchen, and any that are left empty can be brought to the dishroom. Lastly, there are cups, the jug of liquid for the table, and any trash leftover from the meal. Gather all of the trash and throw it away in the nearest trash can. Take the jug from the table and dump the liquid out in the bucket by the dishroom. Stand by for instructions on proper cup handling.

After the Meal:

After announcements have finished and the dining hall has been excused to leave the few strong men left to clean, the cups may be taken to the dishroom and placed on the proper racks. Before this is done, you need to make sure all of the liquid within the cups has been poured into one and stacked on the top. Take the cup with the liquid in it and pour it in the bucket in the dishroom. Once your table is completely clear of meal objects, get a rag from the sink and wipe down your table to get all of the leftover food off of it. Next, grab a broom and sweep out the bottom of your table into a neat pile. When this is all done, put your benches back next to the table and the chairs at the end under their respective sides. Once you have done this, call someone over to your table to inspect its quality cleaning job. If you get the thumbs up, put your broom back, take your rag back to the sink, and you are outta there!

Congratulations! You just bidded a meal! The feeling you usually get afterwards is a mix between excitement and pure awesomeness. But, for those who did not bid perfectly, DO NOT get frustrated and give up. Like I said before, it takes years to master this art. But once you gain the skills of success in bidding, you will want to join the bidding lifestyle forever!

CABIN LIST

Cabin 1

McCarren, D
Huacuja, D
Hoffman, H
Lorenzo, F

Bonnefoi, Theo 3-4
Fromen, Ben 1-2
Hoffman, Trevor 1-7
Kaplan, Jack 1-2
Kim, Colby 1-2
Laurence, Zac 3-4
Law, Noah 1-4
Petersen, Myles 3-7
Prickett, Jed 3-4
Saenz-Diaz, Pedro 1-3
White, Tommy 1-2
Wolf, Cole 1-2

Cabin 2

Silkula, M
Pallares, M
Ruiz de Velasco, A
Stallone, N
Ghinescu, M

Aronson, Isaac 1-2
Barger, Ethan 1-7
Burke, Jack 1-2
Bhatia, Teddy 1-3
Folque, Mel 1-5
Heraghty, Rhys 3-4
Muniz, Federico 1-2
Muniz, Santiago 1-2
Ryan, Brett 1-4
Sola-Sole, Joey 1-2

Cabin 4

Ciaccia, S
Egan, K
Pereira, I
Solomon, M
Rogers, A

Allentoff, Eli 1-4
Borgio, Bosco 3-7
Crane, Alex 3-4
Driesen, Henry 1-4
Fox-Halperin, Sam 1-2
Fritz, Jake 1-2
Gross, Gabe 1-7
Lazinger, Matthew 1-4
Palmer, Drew 1-2
Prickett, Benji 3-6
Rae, Diarmid 3-4
Wolman, Elias 1-2

Cabin 5

Andre, G
Fortes, R
Koota, H
Rutland, H

Dent, Dent 1-7
Gaier, MASON 1-4
Hoffman, Jadon 1-7
Hoffman, Levi 1-4
Jasinski, Ray 1-2
Kulok, Will 1-4
Rovzar, Max 3-6
Schatz, Ben 3-4
Schleman, Brice 1-7
Tadjabakhsh, Kian 1-2
Zorc, Robbie 3-4

Cabin 6

Lass, G
Mower, N
Brooks, T
Bayne, Alice

Borgio, Jeronimo 3-7
Colman, Max 3-4
Ewing, Andrew 1-2
Fruehwirth, Ryan 3-4
Hirsch, Calvin 1-2
Leverson, Stefan 3-4
Levy, Greg 3-6
Osio, Francisco 3-7
Sachs, Anton 1-4
Valazquez, Pablo 1-4
Weber, Daniel 1-2

Cabin 8

Becker, P
Prior, T
Storb, J
Atkinson, K

Berry, Kelton 3-4
Feringa, Christopher 1-3
Giambrone, Matthew 1-3
Gutierrez, Alfonso 1-4
Palma, Manuel 1-4
Perez-Verdia, Oscar 1-7
Ryajn, Marc 1-4
Smith, Alexander 1-4
Townsend, Greg 1-4

Cabin 9

Gray, T
Fried, B
Ianozi, P
Lovenbury, R

Barskey, Michael 1-3
Bhatia, Zander 1-3
Dwyer, Nathaniel 1-4
Harkens, Micah 1-4
Heraghty, Ryle 3-4
Pandal, Oscar 3-7
Richman, Alex 1-4
Sola-Sole, Sebastian 1-2
Wetzler, Alex 1-2

Cabin 10

Hale, M
Cotter, W

Blum-Woodland, Scott 1-4
Bostic, Josh 1-2
Gandal, Nick 3-4
Harrison, Ben 1-7
Laurence, Luke 3-4
Macher, Eli 3-4
Messettie, Josh 1-4
Perna, Jonah 1-3
Powell, Luke 1-2
Romansky, Joey 3-4
Sapin, Brett 3-4

Cabin 11

Shapiro, D
Bernd, C

Burke, Vince 1-2
Cisneros-Moya, Luis Enrique 3-4
Gergen, Matthew 1-2
Guerra, Juan Pablo 1-2
Hartman, Sam 1-4
Mijares, Andres 1-2
Phelan, James 1-2
Pond, Aiden 3-4
Radvany, Jason 1-2
Stone, Braydon 1-2
Warrington, Sean 3-7
Worth, Thomas 1-4

Cabin 12

McHahon, K
Beyman, S
Kauffman, M

Young, Aaron 1-2
Shin, Andrew 1-3
Iodice, Grant 3-4
Leonard, Joey 1-2
Lane, David 1-2
Kaplan, Noah 1-4
Hardy, Patrick 1-2
Hughes, Colin 1-3
Friedrich, Pail 1-2
Elton, Max 3-7

Cabin 13

McEnirney, J
Lorenzo, JJ
Jones, K

Anderson, James 1-2
Ryan, Mike 1-4
Krieger, Tristan 1-7
Jaimes, Jerry 1-4
Hess, Nate 1-4
Gartner, Jame 1-2s
Clarke, Drew 1-7
Burns, Kevin 3-4
Medford, Renwick 1-2

Cabin 14

Powell, D
Schneider, D

Adler, Jackson 1-4
Cammarota, Dan 3-4
Charico, Nick 1-4
Estrin, Joe 1-2
Hoffman, Edw 1-4ard
Hoover, Chase 1-3
Kasoff, Darren 1-4
Mullberger, John 1-2
Pallares, Rafael 1-7
Rodriguez, Santiago 3-4

Cabin 16

Storb, N
Fortes, S

Balog, Connor 1-4
Barcelo, Alex 1-5
Ficklin, Austin 1-7
Freund, Carl 1-4
Jerman, Alexand 3-4er
Lombard, Andrew 1-3
Longhini, Derek 1-4
Perez-Verdia, Sebastian 1-7
Richman, Devon 1-4
Roebuck, C.J 1-4
Weichsel, Camilo 1-4

Working Seniors

Insler, A
Zavala, JM
Melting, G

Allentoff, Noah 1-4
Batista, Filip 1-4
Borrell, Juan 1-4
Bredhoff, Jake 1-4
Calem, Nathan 1-2
Canaan, Ethan 1-4
Cafritz, Daniel 1-4
Cimera, Nick 1-4
Clarke, Shane 1-2
Coletta, Alex 1-4
Corbett, Matt 1-4
Elkind, Noah 1-4
Field, Andrew 1-3
Foster, Eric 1-4
Gardepe, Ian 1-4
Glassband, Ryan 1-4
Heit, Jason 1-4
Huacuja, Andres 1-4
Jacot, Eddie 1-7
Kunze, Nick 1-4
Lawrie, Daniel 1-3
Lazinger, Sean 1-4
Liebowitz, Brett 1-4
Margolin, Justin 3-4
Morel, Hugo 1-4
Paris, Greg 1-2
Rosenbaum, Will 1-4
Wetzler, Zach 1-2
Willner, Evan 1-4

Argus Staff

Supervisor:

Nick Mower

Head Editor:

Ian Gardepe

Editors:

Daniel Cafritz
Justin Margolin
Brett Libowitz